

















Selection Guide of Insulation Testers

Analogue Insulation Testers			Analogue Insulation/Continuity Testers			
MODEL	3165	3166	3161A	3431	3131A	3132A
Appearance	 photo:3165					
Test voltage	1 range		2 ranges	3 ranges		
Rated voltage (Max.measurement value)	500V(1000MΩ)	1000V(2000MΩ)	15V(20MΩ) 500V(100MΩ)	250V(200MΩ) 500V(200MΩ) 1000V(2000MΩ)	250V(100MΩ) 500V(200MΩ) 1000V(400MΩ)	250V(100MΩ) 500V(200MΩ) 1000V(400MΩ)
Continuity ranges	-	-	-	-	2/20Ω	3/500Ω
AC Voltage ranges	600V	600V	600V	600V	-	600V
DC Voltage ranges	-	-	-	600V	-	-
Back light	-	-	✓	✓	✓	-
Power source	R6 x 4	R6 x 4	R6 x 4	LR6 x 4	R6 x 6	R6 x 6
Dimensions (L)x(W)x(D)mm	90x137x40	90x137x40	90x137x40	97x156x46	167x185x89	106x160x72
Weight(Approx.)	330g	330g	340g	430G	860g	560g

Digital Insulation/Continuity Testers					
MODEL	3005A	3007A	3021	3022	3023
Appearance			 photo:3021		
Test voltage	3 ranges		4 ranges		
Rated voltage (Max.measurement value)	250V(20MΩ) 500V(200MΩ) 1000V(2000MΩ)	250V(20MΩ) 500V(200MΩ) 1000V(2000MΩ)	125V(200MΩ) 250V(200MΩ) 500V(2000MΩ) 1000V(2000MΩ)	50V(200MΩ) 100V(200MΩ) 250V(2000MΩ) 500V(2000MΩ)	100V(200MΩ) 250V(2000MΩ) 500V(2000MΩ) 1000V(2000MΩ)
Continuity ranges	20/200/2000Ω	20/200/2000Ω	40/400Ω	40/400Ω	40/400Ω
AC Voltage ranges	600V	600V	20 - 600V	20 - 600V	20 - 600V
DC Voltage ranges	-	-	-20 - -600V 20 - 600V	-20 - -600V 20 - 600V	-20 - -600V 20 - 600V
Back light	-	✓	✓	✓	✓
Power source	R6 x 8	R6 x 8	R6 x 6	R6 x 6	R6 x 6
Dimensions (L)x(W)x(D)mm	167x185x89	167x185x89	105x158x70	105x158x70	105x158x70
Weight(Approx.)	970g	990g	600g	600g	600g

Analogue High Insulation Testers			
MODEL	3121B/3122B	3123A	3124
Appearance	 photo:3121B		
Test voltage	1 range	2 ranges	Variable
Rated voltage (Max.measurement value)	3121B: 2500V(100GΩ) 3122B: 5000V(200GΩ)	5000V(200GΩ) 10000V(400GΩ)	1000V(100MΩ) 1k - 10kV(100GΩ)
AC/DC Voltage ranges	-	-	-
Back light	-	-	-
Current	-	-	-
Capacitance	-	-	-
Power source	LR14 x 8	R6 x 8	Ni-Cd rechargeable battery (1.2V) x 8
Dimensions (L)x(W)x(D)mm	177x226x100	200x140x80	200x140x80
Weight(Approx.)	3121B: 1600g 3122B: 1700g	1000g	1500g

Digital High Insulation Testers					
MODEL	3025A	3125A	3126	3127	3128
Appearance					
Test voltage	4 ranges	5 ranges	4 range	5 ranges	6 ranges(Variable)
Rated voltage (Max.measurement value)	250V(100MΩ) 500V(1000MΩ) 1000V(2GΩ) 2500V(100GΩ)	250V(100MΩ) 500V(1000MΩ) 1000V(2GΩ) 2500V(100GΩ) 5000V(1000Ω)	500V(999MΩ) 1000V(1.99GΩ) 2500V(99.9GΩ) 5000V(1TΩ)	250V(9.99GΩ) 500V(99.9GΩ) 1000V(199GΩ) 2500V(999GΩ) 5000V(9.99TΩ)	500V(500GΩ) 1000V(1TΩ) 2500V(2.5TΩ) 5000V(5TΩ) 10000V(35TΩ) 12000V(35TΩ)
AC/DC Voltage ranges	30 - 600V AC/DC	30 - 600V AC/DC	30 - 600V AC/DC	30 - 600V AC/DC	30 - 600V AC/DC
Back light	✓	✓	✓	✓	✓
Current	-	-	-	0.00nA - 5.50mA	5.00nA - 2.40mA
Capacitance	-	-	-	5.0nF - 50.0μF*	5.0nF - 50.0μF*
Power source	LR14 x 8	LR14 x 8	LR14 x 8	Rechargeable lead strage battery (12V) 380x430x154	Rechargeable lead strage battery (12V) 330x410x180
Dimensions(L)x(W)x(D)mm	177x226x100	205x152x94	205x152x94	(Instrument and Hard case)	(Instrument and Hard case)
Weight(Approx.)	1700g	1900g	1800g	8000g	9000g

*At 5000V range
5.0nF - 25.0μF

*At 10000V/12000V range
5.0nF - 1.0μF